

Category D	Repair Guidance	Ref No. R041/96	Page 1 of 3
Coverage <input type="checkbox"/> Distributor only <input checked="" type="checkbox"/> Please inform to your dealers		Date issued August 26, 1996	
Please convey this information to your <input type="checkbox"/> Director <input type="checkbox"/> General Manager <input checked="" type="checkbox"/> Warranty Dept. <input checked="" type="checkbox"/> Parts Dept. <input checked="" type="checkbox"/> Training Dept. <input checked="" type="checkbox"/> Field Rep		Date Revised	
Applied Model 626/MX-6(GE) with FP, FS engine		Applied Country or Specification Worldwide	

Subject: **HLA Noise at Idling**

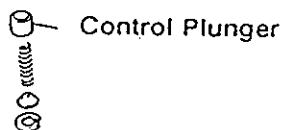
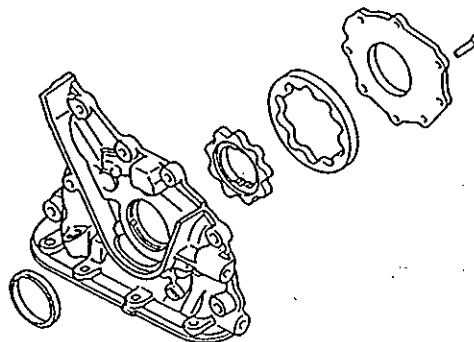
PROBLEM DESCRIPTION

The HLA noise may occur at idling with normal engine operating temperature. This problem is most likely to occur at idling after high speed driving.

This problem may also occur in modified vehicles with a long oil pump control plunger for a countermeasure against the HLA noise (refer to Service Information No. R005/94).

CAUSE

The oil pump control plunger is worn excessively, and this causes air to be sucked up into the oil pump. The air bubbles are delivered to the HLA, resulting in the noise.

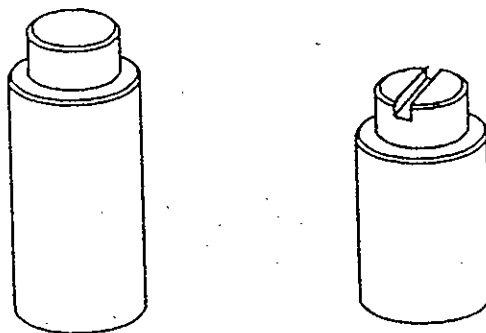


Oil Pump

MASS PRODUCTION CHANGE

The following modifications have been introduced into mass production.

1. Surface treatment has been added to the control plunger to prevent excessive wear.
2. A slit has been added to the top of the plunger so that the plunger operates within its specified oil pressure.



Old

New

Control Plunger

BEGINNING VIN & DATE OF MODIFICATION

EC spec.

JMZ GE**** 01 463888

February 21, 1996

ADR spec.

JM0 GE*0*2 00 110289

February 21, 1996

General spec.

JM6 GE*0*2 00 110289

February 21, 1996

JM7 GE*0*2 00 110289

February 21, 1996

FIELD COUNTERMEASURE

When you encounter a customer complaint of this concern, replace the control plunger with a modified one.

For the replacement of the control plunger, refer to the repair procedures in Service Information No. R005/94, revised edition.

PARTS INFORMATION

Part Number		Part Name	Q'ty	Int.
New	Old			
FS01 14 115	JF01 14 115	Control Plunger	1	A

Interchangeability Code:

A... A new part can be used in place of the former part, but the former part cannot be used in place of the new part.

WARRANTY INFORMATION

Symptom Code	82
Damage Code	9C
Causal Part No.	FS01 14 115
Q'ty	1
Operation No. & Labour Hours	With long bolt: XX0664RX & 2.5 Hrs.
	With short bolt: D0108ARX & 8.1 Hrs. D0108ARA & 0.3 Hrs. (If A/C is equipped, add this Operation No. & Labour Hours) D0108ARR & 0.5 Hrs. (If 4WD is equipped, add this Operation No. & Labour Hours)
Period Covered	Normal Warranty Period

NOTE: Refer to the Service Information No. R005/94 regarding the long and short bolts.



Katsuichi Danjo
Manager
Overseas Quality Information Gr.
Overseas Customer Service Dept.